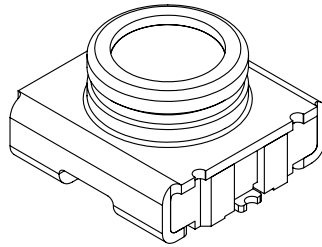
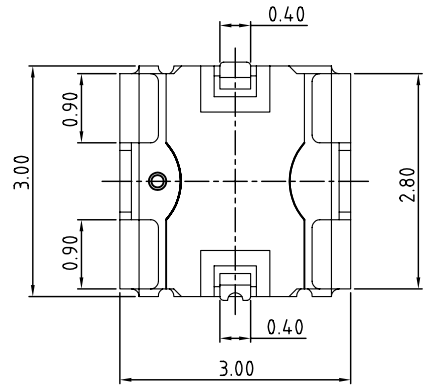
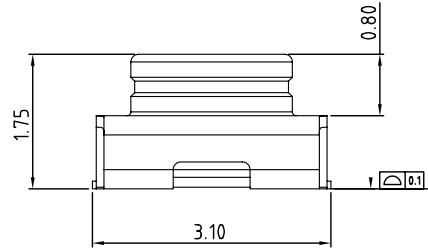
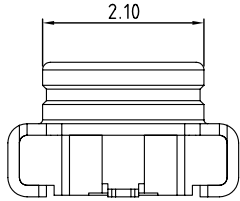
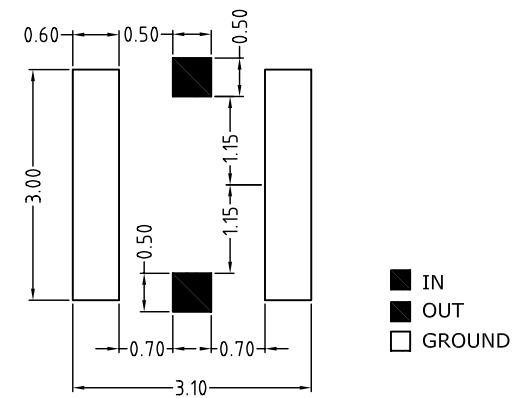


SECTION A-A



THIS IS CAD DRAWING, DO NOT REVISE MANUALLY!!!

- NOTE: UNLESS OTHERWISE SPECIFIED**
- 1.DIMENSION SHALL BE INTERPRETED PER ANSI Y14.5M-1994.
 - 2.DIMENSION WITH MARKED "▼" SHOULD SPECIFIED ON INSPECTION PLAN.
 - 3.CONTACT MATING FORCE SHOULD NOT OVER 0.5N MAX.
 - 4.CONTACT MATERIAL: Copper Alloy ①②
 - 5.SHELL MATERIAL: Copper Alloy ③
 - 6.INSULATOR:L.C.P UL94 V-0. Color is Black.
 - 7.CONTACT FINISH:GOLD PLATED 1-3u",SHELL FINISH: GOLD PLATED 1u", ALL OVER NICKEL (MIN 50u") UNDER PLATED.
 - 8.ALL MATERIAL MEET RoHS SPECIFICATION AND IN CONFORMITY WITH REACH & SVHC AT STANDARD STIPULATIONS.



RECOMMEND STENCIL MASK PATTERN (MASK THICKNESS 0.10~0.12mm)

3	1	TRUNK CONTACT,GOLD FLASH	
2	1	HOUSING BOT+CONTACT-2	
1	1	HOUSING-TOP+CONTACT-1	

ITEM	Q'TY	DESCRIPTION	REMARK
THIS DRAWING/DOCUMENT CONTAINS INFORMATION THAT IS PROPRIETARY TO Smart-Conn Co.,Ltd. AND SHOULD NOT BE USED WITH WRITTEN PERMISSION.			
A	設計發行	CHEN 2017.05.02	P/NO: YMX0741010
TOLERANCES UNLESS OTHERWISE SPECIFIED		CUST	TITLE Micro Coaxial RF switch 3*3*1.75
X.	±0.30	mm	SHEET 1/1 App. Date Chk. Date Drf. Date
X.X	±0.20		SCALE 1:1 CHEN 2017.05.02 CHEN 2017.05.02 CHEN 2017.05.02
X.XX	±0.10	MATERIAL	
X°	±1°	FINISH	譽盛精密工業股份有限公司