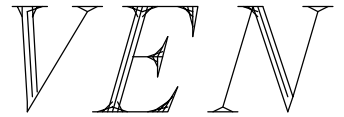


.100" (2.54mm) Center Wafer Assembly



2600 Series

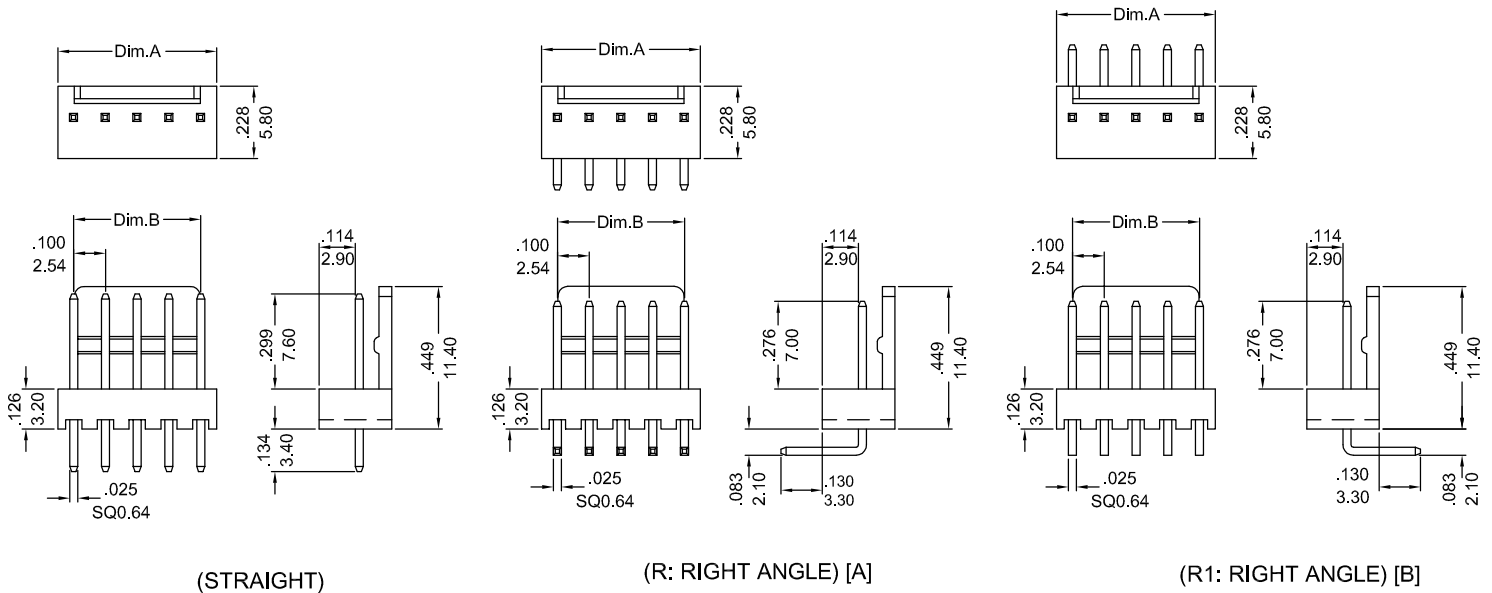
FEATURES:

- . 2-25 Circuits
- . Friction lock
- . Nylon 66 [UL 94V-2]
- . .025"[0.64mm] right angle or straight square wire pins
- . Mates With 2510 Housing

SPECIFICATIONS:

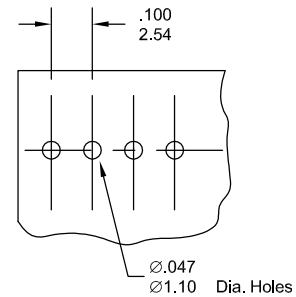
- . Current rating: 3A AC, DC
- . Voltage rating: 250V AC, Maximum
- . Temperature range: -40°C ~ +105°C
- . Contact resistance: Initial Value/10mΩ max.
After environmental testing /20mΩ max.
- . Insulation resistance: 5000 MΩ min
- . Withstand Voltage: 1500V AC/minute
- . Applicable PC board thickness: .063"[1.6mm]

UNIT: INCH
MM



Ordering Information 2600 Series

Series No.	No. of Contacts	Contact Type	Contact Plating	
2600	- 04P	S	G1	- PB
2600 Series	02 ~ 25P	S: Straight R: Right Angle [A] R1: Right Angle [B]	T: Tin G1: Gold Flash G5: 5u" Gold G10: 10u" Gold G15: 15u" Gold G30: 30u" Gold [G: Full Gold]	RoHs
* PIN LENGTH CAN BE CHANGED TO CUSTOM'S SPECIFICATION				



Dimensional Information

Circuits	Dim.A± .008 0.20	Dim.B± .008 0.20	Circuits	Dim.A± .008 0.20	Dim.B± .008 0.20	Circuits	Dim.A± .008 0.20	Dim.B± .008 0.20
2	.200 5.08	.100 2.54	3	.300 7.62	.200 5.08	4	.400 10.16	.300 7.62

2600 Series

* FOR CIRCUIT SIZES 5 THROUGH 25 ADD .100" OR 2.54MM FOR EACH ADDITIONAL PIN.