

CUSTOMER DRAWING

| REV. | DESCRIPTION | DATE      | DRAWN  | CHECKED | APPROVED |
|------|-------------|-----------|--------|---------|----------|
| A    | NEW VERSION | 07/05/08  | Denice | Jacky   | Peter    |
| B    | REVISED     | AUG 17,10 | Denice | Jacky   | Peter    |
| C    | REVISED     | DEC 30,10 | Denice | Karl    | Peter    |
| D    | REVISED     | FEB 09,11 | Denice | Karl    | Peter    |

ORDERING INFORMATION

SAC41 C 22 G6F1 1  
 ① ② ③ ④ ⑤

① PRODUCT SERIES

SATA COMBO 22P PLUG  
 RA SMT TYPE

② PCB THICKNESS

C: 1.0mm

③ NUMBER OF CONTACTS

22P

③ CONTACT PLATING

G6F1: GOLD(15u") PLATING ON CONTACT AREA  
 MATTE-TIN (100u") ON SOLDER AREA  
 NICKEL (50u") UNDERPLATED OVER ALL.  
 (LEAD FREE UNDER 90 PPM)

④ PACKING METHOD

1: TRAY  
 3: TAPE/REEL

PERFORMANCE CHARACTERISTICS

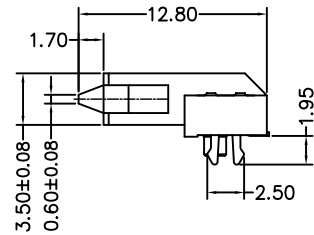
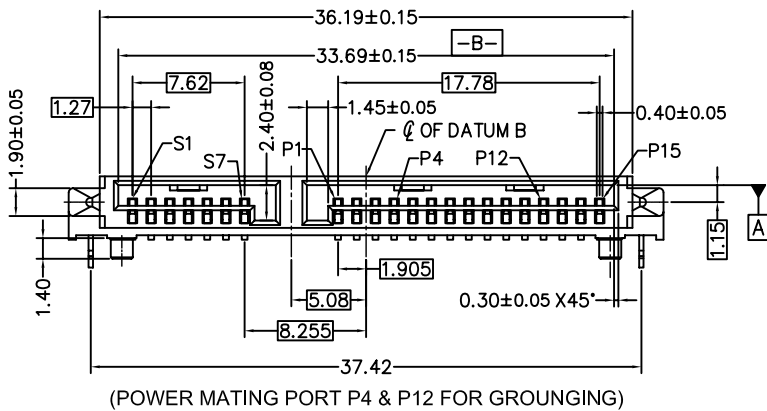
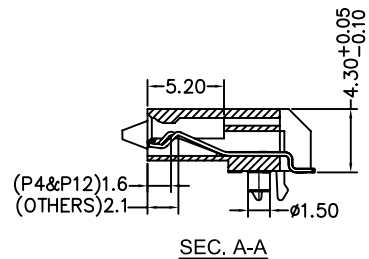
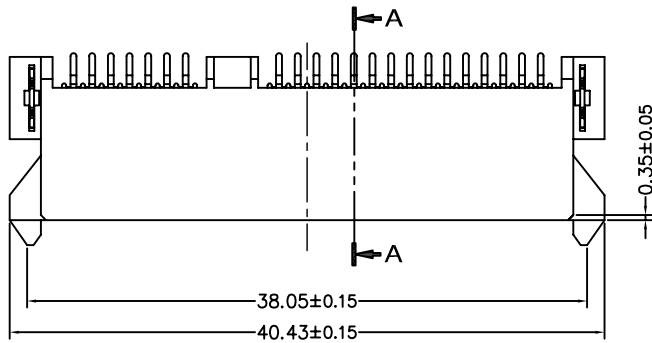
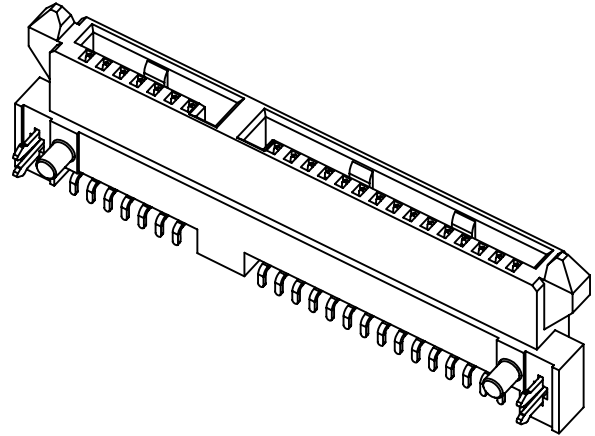
OPERATING VOLTAGE: 15V DC MAX.  
 CURRENT RATING: 1.5 A MAX.  
 CONTACT RESISTANCE: 30 mΩ MAX.  
 INSULATION RESISTANCE: 1000 MΩ MIN.  
 DIELECTRIC WITHSTANDING VOLTAGE: 500V AC/MINUTE  
 OPERATING TEMPERATURE: -40°C TO +85°C

MATERIALS

HOUSING: HIGH TEMPERATURE THERMOPLASTIC,  
 UL94V-0 RATED. (COLOR: BLACK)  
 CONTACT: PHOSPHOR BRONZE  
 HOLD DOWN: BRASS

PLATING

CONTACT: SEE ORDERING INFORMATION  
 BOARD LOCK: MATTE TIN(100u" MIN.)  
 NICKEL(50u" MIN) UNDERPLATED OVER ALL.



| TOLERANCE (UNLESS SPECIFIED) |
|------------------------------|
| 0.0 ±0.35                    |
| 0.00 ±0.20                   |
| 0.000 ±0.XX                  |

UNITS: MM

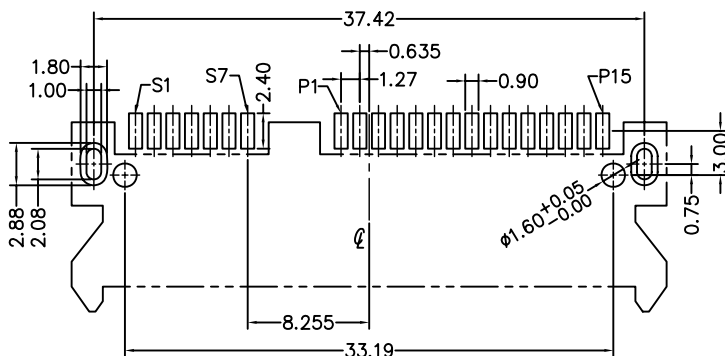
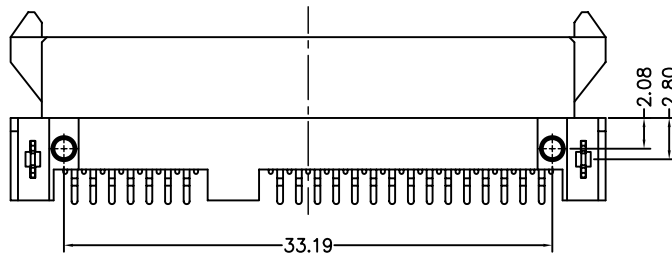


TITLE: SATA 7+15 RECEPTACLE  
 R/A SMT TYPE

| DWG NO.              | SERIES | SHEET |
|----------------------|--------|-------|
| SAC41C_C             | SATA   | 1 / 2 |
| FILE PATH            | REV.   |       |
| SATA\SAC41\SAC41C_CD | D      |       |

CUSTOMER DRAWING

| REV. | DESCRIPTION | DATE      | DRAWN  | CHECKED | APPROVED |
|------|-------------|-----------|--------|---------|----------|
| A    | NEW VERSION | 07/05/08  | Denice | Jacky   | Peter    |
| B    | REVISED     | AUG 17,10 | Denice | Jacky   | Peter    |
| C    | REVISED     | DEC 30,10 | Denice | Karl    | Peter    |
| D    | REVISED     | FEB 09,11 | Denice | Karl    | Peter    |



RECOMENDED PCB LAYOUT(T=1.0)  
PCB TOLERANCE: ±0.05



| TOLERANCE<br>(UNLESS SPECIFIED) |       |
|---------------------------------|-------|
| 0.0                             | ±0.35 |
| 0.00                            | ±0.20 |
| 0.000                           | ±0.XX |



**UNICORN**  
ELECTRONICS  
COMPONENTS

TITLE:  
SATA 7+15 RECEPTACLE  
R/A SMT TYPE

DWG NO.  
SAC41C\_C  
FILE PATH  
SATA\SAC41\SAC41C\_CD

SERIES  
SATA

SHEET  
2 / 2  
REV.  
D