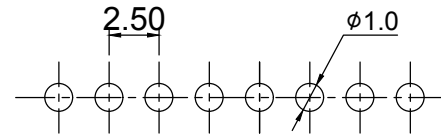
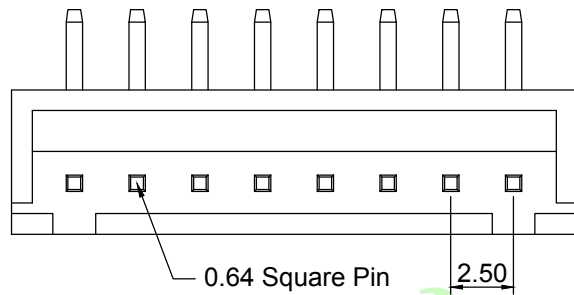
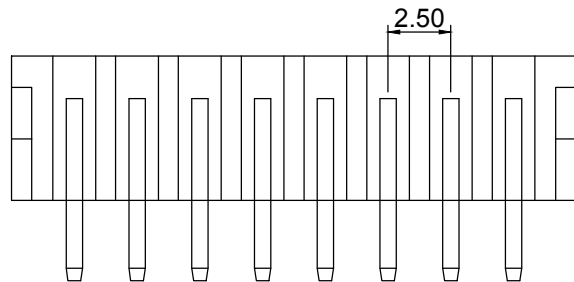
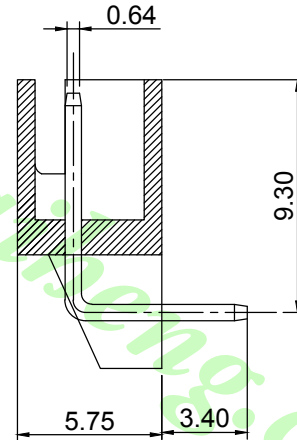
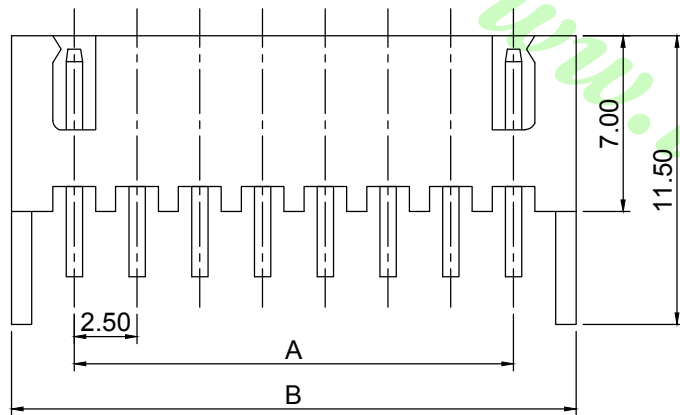


# Specifications

Current Rating: 3A AC, DC  
 Voltage Rating: 250V AC Maximum  
 Operating Temp: -25°C ~ +85°C  
 Contact Resistance: 10mΩ Max  
 Insulation Resistance: 1000MΩ Min  
 Withstanding voltage: 1000V AC / minute  
 Terminal Material: Brass / Tin-plated  
 Material: Nylon 66, UL94V-0,Natural




RECOMMENDED P.C.BOARD HOLE DIMM.

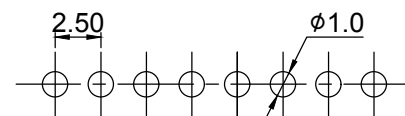
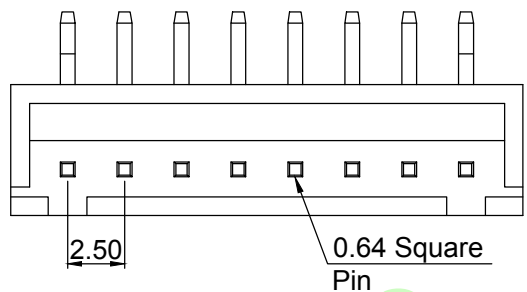


**PART NO.:**  
**LW-XH 250 R - XX**

No.Of Contact:02~20  
 Angle Type:Right Angle (90°)  
 Pitch:2.50mm  
 Wafer Series No.

Poles	Dimension mm (in.)	
	A	B
02	2.50 (0.098)	7.50 (0.295)
03	5.00 (0.197)	10.00 (0.394)
04	7.50 (0.295)	12.50 (0.492)
05	10.00 (0.394)	15.00 (0.591)
06	12.50 (0.492)	17.50 (0.689)
07	15.00 (0.591)	20.00 (0.787)
08	17.50 (0.689)	22.50 (0.886)
09	20.00 (0.787)	25.00 (0.984)
10	22.50 (0.886)	27.50 (1.802)
11	25.00 (0.984)	30.00 (1.181)
12	27.50 (1.802)	32.50 (1.280)
13	30.00 (1.181)	35.00 (1.378)
14	32.50 (1.280)	37.50 (1.476)
15	35.00 (1.378)	40.00 (1.575)
16	37.50 (1.476)	42.50 (1.673)
20	47.50 (1.870)	52.50 (2.067)

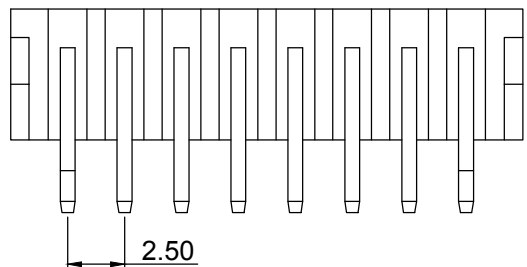
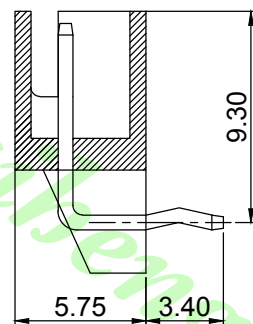
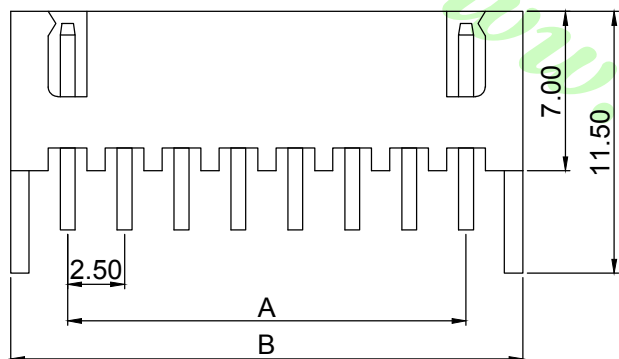
		公差/UNLESS OTHERWISE SPECIFIED TOLERANCES ARE		單位/Unit mm	品名(Title):		 <b>鍊亨電子有限公司</b> LAI HENG TECHNOLOGY LTD. TEL:(02) 8228-6487 FAX:(02) 8228-6486
		X.XX ±0.25 X.X ±0.35		比例/Scale Free	2.5mm Wire-to-Board Header DIP 90° Type		
A0	NEW DRAWING	2018.08.16		Size A4	料號/Part No:	圖號/Drawing No:	核對/APPD. Joe
REV	概述/REVISION	日期/DATE			LW-XH250R-XX	2501J-XX-RT	製圖/DR. Mandy
							版數/Sheet 1 of 1
							REV. A0



RECOMMENDED P.C. BOARD HOLE DIMM.

## Specifications

Current Rating: 3A AC, DC  
 Voltage Rating: 250V AC Maximum  
 Operating Temp: -25°C ~ +85°C  
 Contact Resistance: 10mΩ Max  
 Insulation Resistance: 1000MΩ Min  
 Withstanding voltage: 1000V AC / minute  
 Terminal Material: Brass / Tin-plated  
 Material: Nylon 66, UL94V-0, Natural



**PART NO.:**  
**LW-XH 250 R - XX -K**

K: With Kink  
 No. Of Contact: 02~12  
 Angle Type: Right Angle (90°)  
 Pitch: 2.50mm  
 Wafer Series No.

Poles	Dimension mm (in.)	
	A	B
02	2.50 (0.098)	7.50 (0.295)
03	5.00 (0.197)	10.00 (0.394)
04	7.50 (0.295)	12.50 (0.492)
05	10.00 (0.394)	15.00 (0.591)
06	12.50 (0.492)	17.50 (0.689)
07	15.00 (0.591)	20.00 (0.787)
08	17.50 (0.689)	22.50 (0.886)
09	20.00 (0.787)	25.00 (0.984)
10	22.50 (0.886)	27.50 (1.802)
11	25.00 (0.984)	30.00 (1.181)
12	27.50 (1.802)	32.50 (1.280)

A0	NEW DRAWING	2018.08.16
REV	概述/REVISION	日期/DATE

公差/UNLESS OTHERWISE SPECIFIED TOLERANCES ARE	單位/Unit mm
X.XX ±0.25	比例/Scale Free
X.X ±0.35	Size A4

品名(Title):	2.5mm Wire-to-Board Header DIP 90° Type (With Kink)
料號/Part No.:	LW-XH250R-XX-K
圖號/Drawing No.:	2501J-XX-RT-K

**鍊亨電子有限公司**  
 LAI HENG TECHNOLOGY LTD.  
 TEL: (02) 8228-6487 FAX: (02) 8228-6486

核對/APPD. Joe 審核/CHKD. Joe 製圖/DR. Mandy 張數/Sheet 1 of 1

REV. A0