

PART NO.:
LW-DF13 R - XX - SP

S: SMT Type
P: Post

No. Of Contact: 02~15

Angle Type: Right Angle (90°)

Wafer Series No.
(Pitch: 1.25mm)

SPECIFICATIONS

Current Rating: 1A AC,DC

Voltage Rating: 100V AC,DC

Temperature Range: -25°C ~ +85°C.

Contact Resistance: 20mΩ Max.

Insulation Resistance: 500MΩ Min.

Withstanding Voltage: 500V AC/Min.

Pin Material: Phosphor Bronze, Tin-plated.

Solder Tabs: Brass, Tin-plated.

Material: Nylon 6T, UL94V-0.

Ordering Information & Dimensions

PART NO.	Dimensions		
	A	B	C
LW-DF13R-02-SP	1.25	4.15	6.25
LW-DF13R-03-SP	2.50	5.40	7.50
LW-DF13R-04-SP	3.75	6.65	8.75
LW-DF13R-05-SP	5.00	7.90	10.00
LW-DF13R-06-SP	6.25	9.15	11.25
LW-DF13R-07-SP	7.50	10.40	12.50
LW-DF13R-08-SP	8.75	11.65	13.75
LW-DF13R-09-SP	10.00	12.90	15.00
LW-DF13R-10-SP	11.25	14.15	16.25
LW-DF13R-11-SP	12.50	15.40	17.50
LW-DF13R-12-SP	13.75	16.65	18.75
LW-DF13R-13-SP	15.00	17.90	20.00
LW-DF13R-14-SP	16.25	19.15	21.25
LW-DF13R-15-SP	17.50	20.40	22.50

A0	NEW DRAWING	2018.08.16
REV	概述/REVISION	日期/DATE

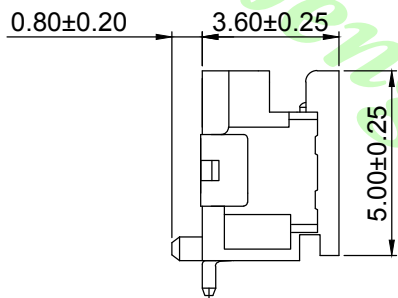
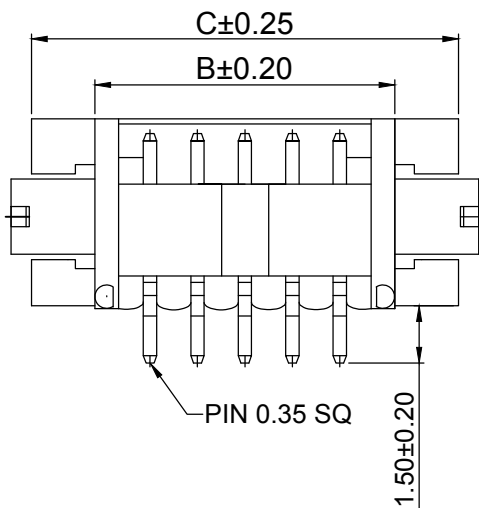
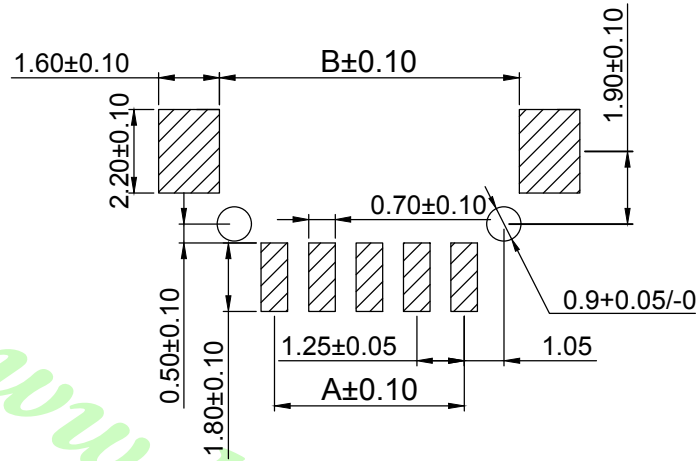
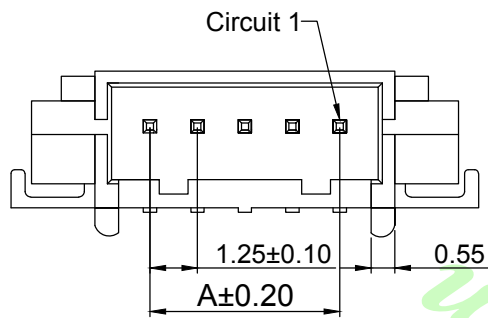
公差/UNLESS OTHERWISE SPECIFIED TOLERANCES ARE	單位/Unit mm	品名(Title):
X.XX ±0.15	比例/Scale Free	1.25mm Wire-to-Board Header SMT 90° With Post
X.X ±0.25	Size A4	料號/Part No.: LW-DF13R-XX-SP

圖號/Drawing No.: 1251F-XX-RT-S	製圖/DR: Mandy	審核/CHKD: Joe	核對/APPD: 740
-------------------------------	--------------	--------------	--------------

鍊亨電子有限公司
LAI HENG TECHNOLOGY LTD.
TEL: (02) 8228-6487 FAX: (02) 8228-6486

1 of 1

REV. A0



PART NO.:
LW-DF13 R - XX - SPR

S: SMT Type
P: Post
R: Tape&Reel

No. Of Contact: 02~15

Angle Type: Right Angle (90°)

Wafer Series No.
(Pitch: 1.25mm)

SPECIFICATIONS

Current Rating: 1A AC,DC

Voltage Rating: 100V AC,DC

Temperature Range: -25°C ~ +85°C.

Contact Resistance: 20mΩ Max.

Insulation Resistance: 500MΩ Min.

Withstanding Voltage: 500V AC/Min.

Pin Material: Phosphor Bronze, Tin-plated.

Solder Tabs: Brass, Tin-plated.

Material: Nylon 6T, UL94V-0.

Ordering Information & Dimensions

PART NO.	Dimensions		
	A	B	C
LW-DF13R-02-SPR	1.25	4.15	6.25
LW-DF13R-03-SPR	2.50	5.40	7.50
LW-DF13R-04-SPR	3.75	6.65	8.75
LW-DF13R-05-SPR	5.00	7.90	10.00
LW-DF13R-06-SPR	6.25	9.15	11.25
LW-DF13R-07-SPR	7.50	10.40	12.50
LW-DF13R-08-SPR	8.75	11.65	13.75
LW-DF13R-09-SPR	10.00	12.90	15.00
LW-DF13R-10-SPR	11.25	14.15	16.25
LW-DF13R-11-SPR	12.50	15.40	17.50
LW-DF13R-12-SPR	13.75	16.65	18.75
LW-DF13R-13-SPR	15.00	17.90	20.00
LW-DF13R-14-SPR	16.25	19.15	21.25
LW-DF13R-15-SPR	17.50	20.40	22.50

A0	NEW DRAWING	2018.08.16
REV	概述/REVISION	日期/DATE

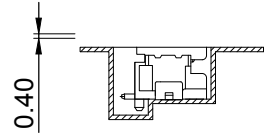
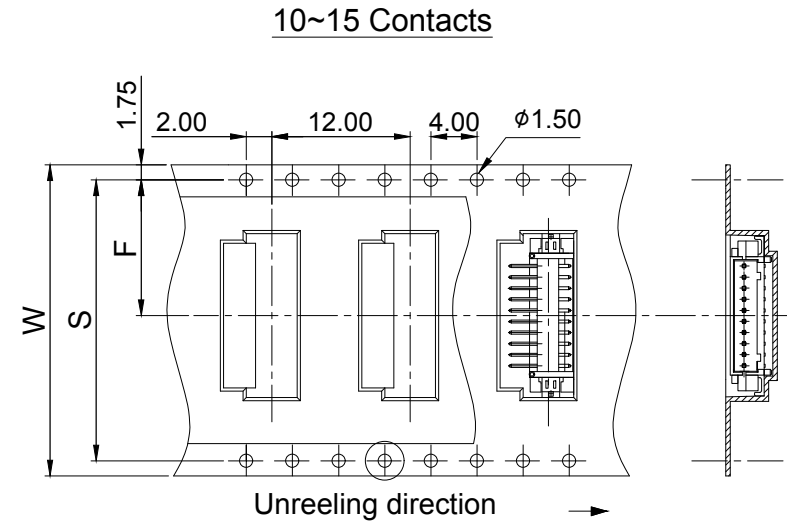
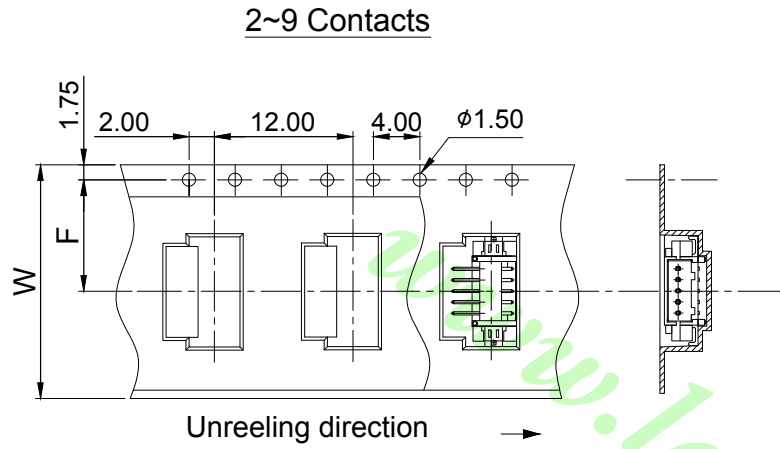
公差/UNLESS OTHERWISE SPECIFIED TOLERANCES ARE	單位/Unit	品名(Title):
X.XX ±0.15	mm	1.25mm Wire-to-Board Header SMT 90°
X.X ±0.25	Free	With Post Tape&Reel
	比例/Scale	
	A4	

料號/Part No:	圖號/Drawing No:
LW-DF13R-XX-SPR	1251F-XX-RT-S-R

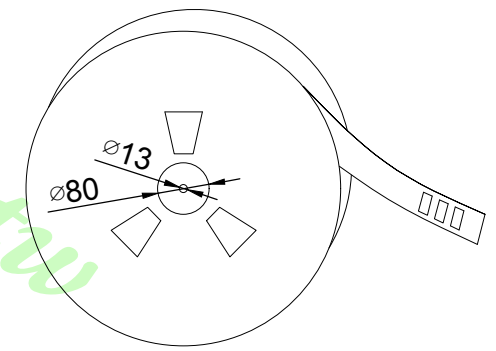
鍊亨電子有限公司
LAI HENG TECHNOLOGY LTD.
TEL: (02) 8228-6487 FAX: (02) 8228-6486

核對/APPD. Joe 審核/CHKD. Joe 製圖/DR. Mandy 報數/Sheet 1 of 2

REV. A0



Number of Contacts	W±0.3	F±0.1	S±0.1	Q'ty/Reel
02P	16	7.50	/	1,000
03P	16	7.50		1,000
04P	24	11.50		1,000
05P	24	11.50		1,000
06P	24	11.50		1,000
07P	24	11.50		1,000
08P	24	11.50		1,000
09P	24	11.50		1,000
10P	32	14.20		28.40
11P	32	14.20	28.40	1,000
12P	32	14.20	28.40	1,000
13P	32	14.20	28.40	1,000
14P	44	20.20	40.40	1,000
15P	44	20.20	40.40	1,000



			公差/UNLESS OTHERWISE SPECIFIED TOLERANCES ARE	單位/Unit mm	品名(Title):
A0	NEW DRAWING	2018.08.16	X.XX ±0.15 X.X ±0.25	比例/Scale Free	1.25mm Wire-to-Board Header SMT 90° With Post Tape&Reel
REV	概述/REVISION	日期/DATE		Size A4	料號/Part No: LW-DF13R-XX-SPR

			圖號/Drawing No:
			1251F-XX-RT-S-R

鍊亨電子有限公司
LAI HENG TECHNOLOGY LTD.
TEL: (02) 8228-6487 FAX: (02) 8228-6486

核對/APPD. Joe 審核/CHKD. Joe 製圖/DR. Mandy 張數/Sheet 2 of 2

REV. A0