

MATERIAL:
 Wafer: Nylon46, UL94V-0.
 Pin: High Strength, Brass
 With Tin over Nickel plated

SPECIFICATION:
 Current Rating: 1A AC, DC
 Voltage Rating: 125V AC,DC
 Operating Temp.: -40°C ~ +85°C
 Insulation Resistance: 100MΩ/ min.
 Dielectric Withstanding Voltage: 250V AC/ minute
 Contact Resistance: 20mΩ/ max.

PART NO.:
LW-MX 125 S - XX S

- S:SMT Type
- No.Of Contact: 02~15
- Angle Type: Straight (180°)
- Pitch: 1.25mm
- Wafer Series No.

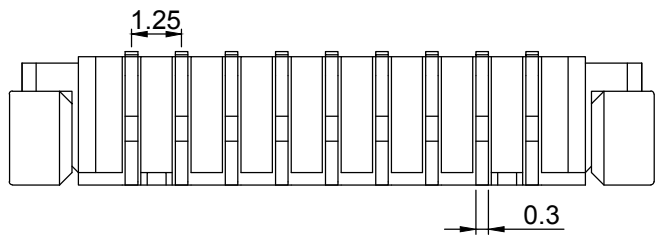
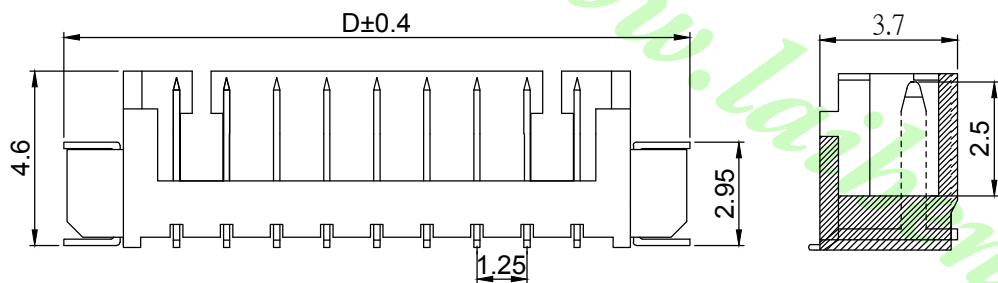
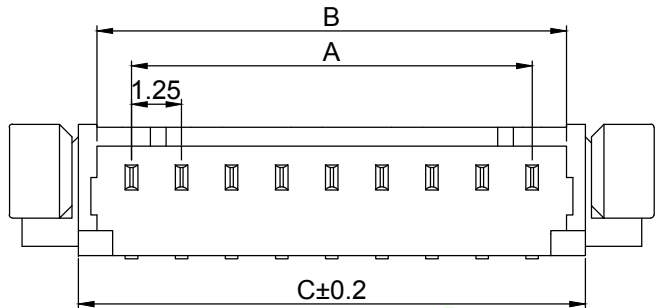
CKT.	Dimension mm			
	A	B	C	D
2	1.25	3.05	4.25	7.65
3	2.50	4.30	5.50	8.90
4	3.75	5.55	6.75	10.15
5	5.00	6.80	8.00	11.40
6	6.25	8.05	9.25	12.65
7	7.50	9.30	10.50	13.90
8	8.75	10.56	11.75	15.15
9	10.00	11.80	13.00	16.40
10	11.25	13.05	14.25	17.65
11	12.50	14.30	15.50	18.90
12	13.75	15.55	16.75	20.15
13	15.00	16.80	18.00	21.40
14	16.25	18.05	19.25	22.65
15	17.50	19.30	20.50	23.90

			公差/UNLESS OTHERWISE SPECIFIED TOLERANCES ARE	單位/Unit mm	品名(Title):
			X.XX ±0.15	比例/Scale Free	WIRE TO BOARD 1.25mm WAFER SMT V/T
A0	NEW DRAWING	2018.06.25	X.X ±0.25	Size A4	料號/Part No: LW-MX125S-XX-S
REV	概述/REVISION	日期/DATE			圖號/Drawing No: 1251-XX-ST-S

鍊亨電子有限公司
 LAI HENG TECHNOLOGY LTD.
 TEL: (02) 8228-6487 FAX: (02) 8228-6486

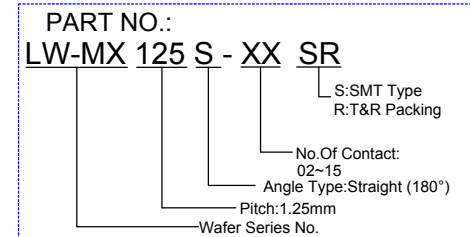
核對/APPD. Joe 審核/CHKD. Joe 製圖/DR. Mandy 報數/Sheet 1 of 1

REV. A0

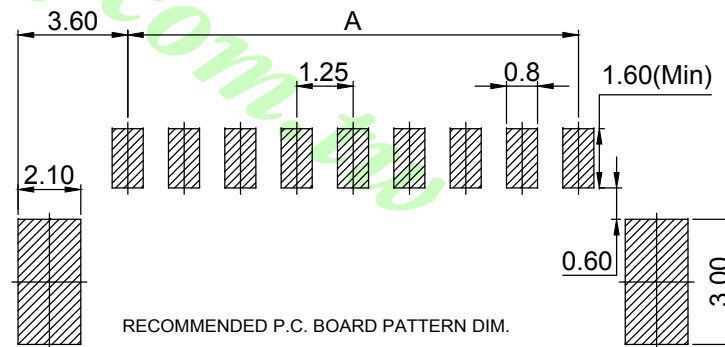


MATERIAL:
 Wafer: Nylon46, UL94V-0.
 Pin: High Strength, Brass
 With Tin over Nickel plated

SPECIFICATION:
 Current Rating: 1A AC, DC
 Voltage Rating: 125V AC,DC
 Operating Temp.: -40°C ~ +85°C
 Insulation Resistance: 100MΩ/ min.
 Dielectric Withstanding Voltage: 250V AC/ minute
 Contact Resistance: 20mΩ/ max.



CKT.	Dimension mm			
	A	B	C	D
2	1.25	3.05	4.25	7.65
3	2.50	4.30	5.50	8.90
4	3.75	5.55	6.75	10.15
5	5.00	6.80	8.00	11.40
6	6.25	8.05	9.25	12.65
7	7.50	9.30	10.50	13.90
8	8.75	10.56	11.75	15.15
9	10.00	11.80	13.00	16.40
10	11.25	13.05	14.25	17.65
11	12.50	14.30	15.50	18.90
12	13.75	15.55	16.75	20.15
13	15.00	16.80	18.00	21.40
14	16.25	18.05	19.25	22.65
15	17.50	19.30	20.50	23.90

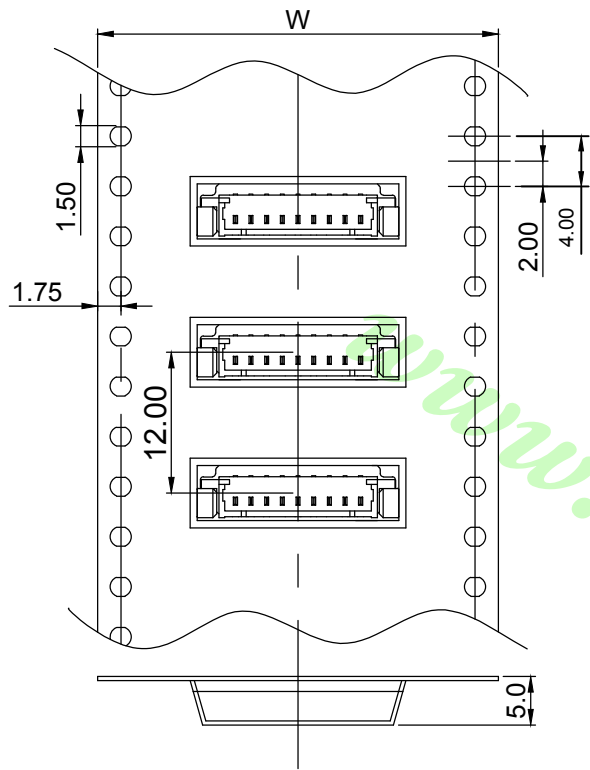


			公差/UNLESS OTHERWISE SPECIFIED TOLERANCES ARE	單位/Unit mm	品名(Title):
			X.XX ±0.15	比例/Scale Free	WIRE TO BOARD 1.25mm WAFER SMT V/T Tape&Reel
A0	NEW DRAWING	2018.06.25	X.X ±0.25	Size A4	料號/Part No: LW-MX125S-XX-SR
REV	概述/REVISION	日期/DATE			圖號/Drawing No: 1251-XX-ST-S-T&R

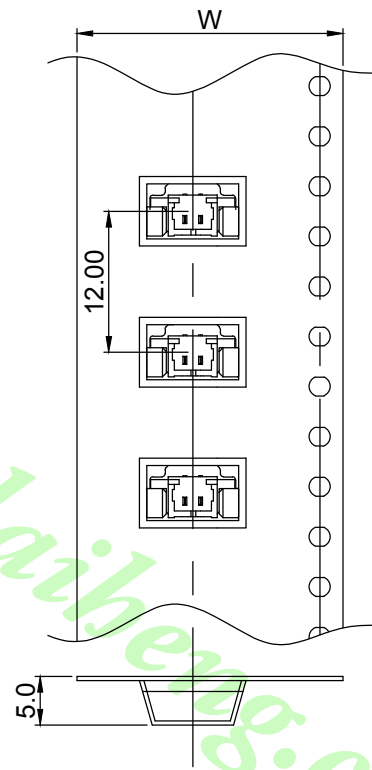
鍊亨電子有限公司
 LAI HENG TECHNOLOGY LTD.
 TEL: (02) 8228-6487 FAX: (02) 8228-6486

核對/APPD. Joe 審核/CHKD. Mandy 製圖/DR. Mandy 報數/Sheet 1 of 2

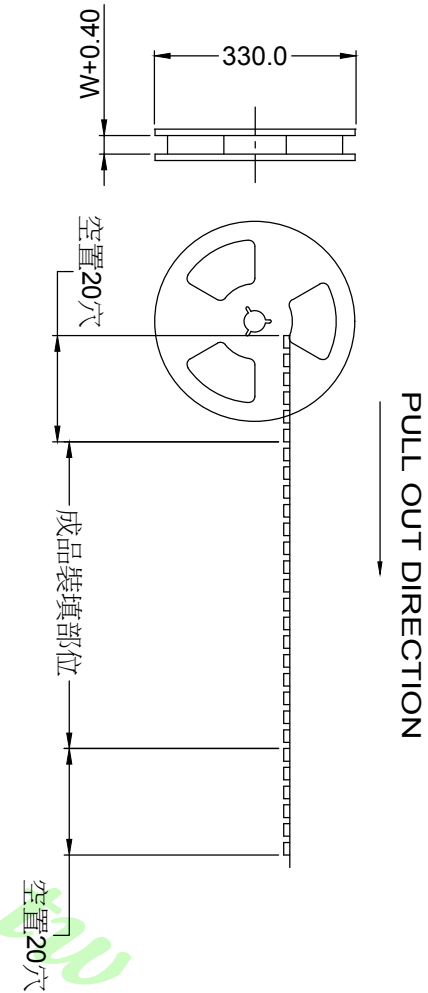
REV. A0



CARRIER FOR 10 TO 15 PIN



CARRIER FOR 2 TO 9 PIN



CKT.OF	2	3	4	5	6	7	8	9	10	11	12	13	14	15
DIM.W	16.0 (0.630)	24.0 (0.944)				32.0 (1.260)				44.0 (1.730)				
AMOUNT	1000 PCS													

		公差/UNLESS OTHERWISE SPECIFIED TOLERANCES ARE		單位/Unit mm	品名(Title):		 鍊亨電子有限公司 LAI HENG TECHNOLOGY LTD. TEL: (02) 8228-6487 FAX: (02) 8228-6486
		X.XX ±0.15 X.X ±0.25		比例/Scale Free	WIRE TO BOARD 1.25mm WAFER SMT V/T Tape&Reel Draw		
A0	NEW DRAWING	2018.06.25		Size A4	料號/Part No:		核對/APPD. 7/6
REV	概述/REVISION	日期/DATE			圖號/Drawing No:		審核/CHKD. Joe
					LW-MX125S-XX-SR		製圖/DR. Mandy
					1251-XX-ST-S-T&R		報數/Sheet 2 of 2
							REV. A0