

P.C.B. LAYOUT

PART NO.:  
**LW-DF14 R - XX - SP**

S: SMT Type  
P: Post

No. Of Contact: 02~15

Angle Type: Right Angle (90°)

Wafer Series No.  
(Pitch: 1.25mm)

SPECIFICATIONS

- Current Rating: 1A AC,DC
- Voltage Rating: 150V AC,DC
- Temperature Range: -25°C ~ +85°C
- Contact Resistance: 20mΩ Max.
- Insulation Resistance: 500MΩ Min.
- Withstanding Voltage: 500V AC/minute
- Pin Material: Phosphor Bronze/Tin-plated
- Solder Tabs: Brass/Tin-plated
- Material: Nylon 6T, UL94V-0

Ordering Information & Dimensions

PART NO.	Dimensions	
	A	B
LW-DF14R-02-SP	1.25	7.45
LW-DF14R-03-SP	2.50	8.70
LW-DF14R-04-SP	3.75	9.95
LW-DF14R-05-SP	5.00	11.20
LW-DF14R-06-SP	6.25	12.45
LW-DF14R-07-SP	7.50	13.70
LW-DF14R-08-SP	8.75	14.95
LW-DF14R-09-SP	10.00	16.20
LW-DF14R-10-SP	11.25	17.45
LW-DF14R-15-SP	17.50	23.70

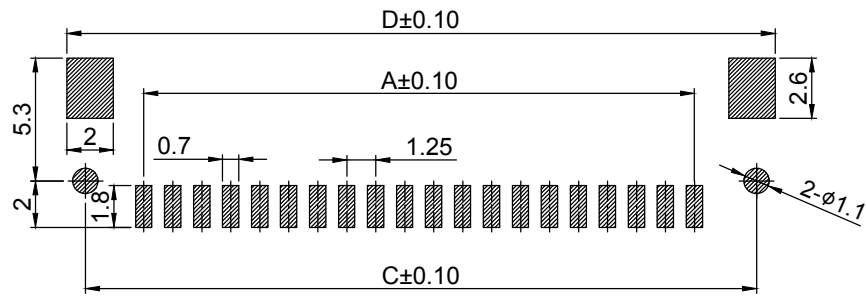
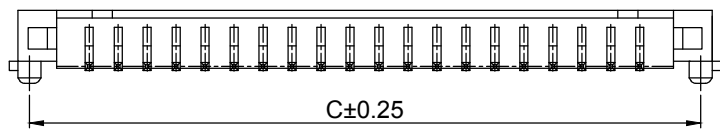
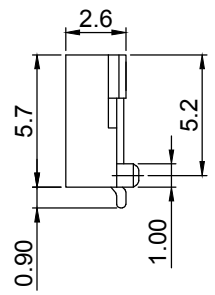
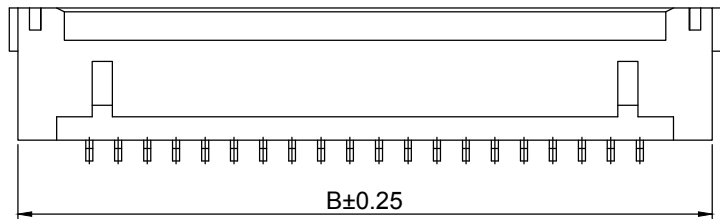
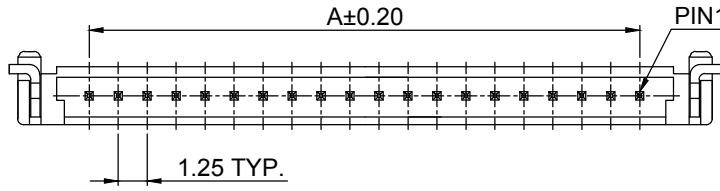
			公差/UNLESS OTHERWISE SPECIFIED TOLERANCES ARE	單位/Unit mm	品名(Title):
A0	NEW DRAWING	2018.08.16	X.XX ±0.15	比例/Scale Free	1.25mm Wire-to-Board Header SMT 90°
REV	概述/REVISION	日期/DATE	X.X ±0.25	Size A4	DF-14 TYPE With Post

料號/Part No:	圖號/Drawing No:
<b>LW-DF14R-XX-SP</b>	<b>1251D-XX-RT</b>

**鍊亨電子有限公司**  
LAI HENG TECHNOLOGY LTD.  
TEL: (02) 8228-6487 FAX: (02) 8228-6486

核對/APPD. 74  
審核/CHKD. Joe  
製圖/DR. Mandy  
張數/Sheet 1 of 1

REV. A0



**PCB LAYOUT**  
(Tolerance:±0.05)

**Notes:**

**Specification**

- 1.Current Rating: 1A
- 2.Voltage Rating: 100V AC Max.
- 3.Contact Resistance: 30mΩ Max.
- 4.Insulation Resistance: 500MΩ Min.
- 5.Dielectric Withstanding Voltage: 500 VAC MIN
- 6.Operating Temperature: -35°C~85°C

**Material:**

- 1.Housing: High Temperature themolplastic (HTN), UL94V-0.
- 2.Contact Pin: Copper Alloy
- 3.Tab: Copper Alloy

**Finish:**

- 1.Contact Pin: SEE P/N OPTION
- 2.Tab: Tin Plated Over Nickel

**PART NO.:**  
**LW-DF14 R - XX X- SP**

S: SMT Type  
 P: Post  
 Plating  
 Standard: Bright Tin Plated  
 GO: Gold Flash  
 No.Of Contact: 20,25,30  
 Angle Type: Right Angle (90°)  
 Wafer Series No.  
 (Pitch: 1.25mm)

PIN	Dimension mm			
	A	B	C	D
20	23.75	29.95	28.95	30.55
25	30.00	36.20	35.20	36.80
30	36.25	42.45	41.45	43.05

			公差/UNLESS OTHERWISE SPECIFIED TOLERANCES ARE	單位/Unit mm	品名(Title):
			X. ±0.35	比例/Scale	1.25mm Wire-to-Board Header SMT 90°
			X.X ±0.25	Free	20~30PIN With Post
A0	NEW DRAWING	2018.08.16	X.XX ±0.15	Size	料號/Part No:
REV	概述/REVISION	日期/DATE	X.XXX ±0.05	A4	<b>LW-DF14R-XX X-SP</b>
			ANG. ±0.3°		圖號/Drawing No:
					<b>1251D-XX-B</b>


**鍊亨電子有限公司**  
 LAI HENG TECHNOLOGY LTD.  
 TEL: (02) 8228-6487 FAX: (02) 8228-6486  
 核對/APPD. Joe 審核/CHKD. Joe 製圖/DR. Mandy 報數/Sheet 1 of 1