

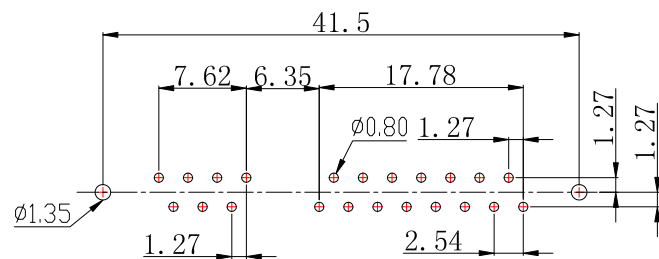
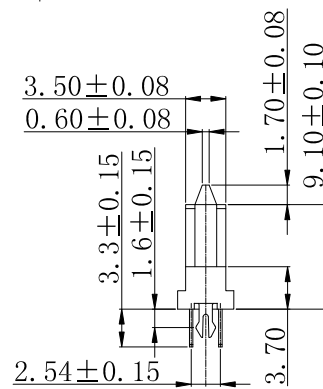
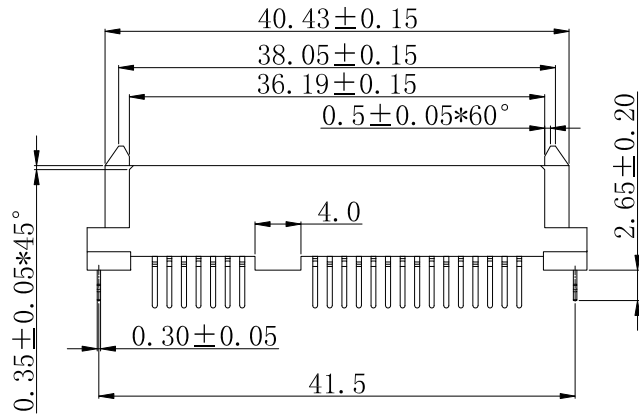
SPECIFICATIONS

ELECTRICAL

RATED CURRENT	: 1.0 Amp
INSULATION RESISTANCE	: 1000 MΩ Min
CONTACT RESISTANCE	: 30 MILLIOHMS MAX
DIELECTRIC WITHSTANDING VOLTAGE	: AC 500V FOR 1 MINUTE
OPERATING TEMPERATURE	: -40°C ~ +85°C
INSERT FORCE:	3.5kg min. at full set
WITHDRAWAL FORCE:	0.01kg Max. per Pin

MECHANICAL

INSULATOR MATERIAL	: GLASS-FILLED THERMOPLASTIC
COLOR	: BLACK (UL94V-0)
CONTACT MATERIAL	: PHOSPHOR BRONZE
BOARD LOCK	: BRASS
GOLD ON CONTACT AREA, TIN ON SOLDERING AREA, ALL OVER NICKEL	



RECOMMEND PCB LAYOUT
PCB TOLERANCE: ±0.05

Series	Connector Type	Number of Contacts	Material	Color	Contact Plating	Series
STA	X	XX	X	XX	XX	F
A: A Series	S: Straight Type	(22 Contacts)	N: Nylon-6T C: LCP (Standard: C)	BK: Black BL: Blue GR: Green WH: White YE: Yellow OR: Orange	H1: -5 μ" Min. Gold in contact area/ 100 μ" Min. Tin in solder area/ H2: -Flash. Gold in contact area/ 100 μ" Min. Tin in solder area/ H3: -10 μ" Min. Gold in contact area/ 100 μ" Min. Tin in solder area/ H4: -15 μ" Min. Gold in contact area/ 100 μ" Min. Tin in solder area/ H5: -30 μ" Min. Gold in contact area/ 100 μ" Min. Tin in solder area/	F: Female



DESCRIPTION(内容):
SATA 7+15P Pitch=1.27 Straight Angle
Female Dip Type Two Latches
(環保材料)

PART NO:
(料號) STA-S22X-XX-HX-F

DWG NO(圖號):

DRAWN(製圖):
黃炳秋

CHECKED(確認):
黃炳秋

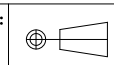
APPROVAL(核准):
鄧文廣

GENERAL TOLERANCE:
(公差)

.x ±0.30	x.°
.xx ±0.20	.x° ±2°
.xxx ±0.10	.xx° ±1°

SCALE(比例):

1:XX



REV:
A/4

UNIT:
mm

SIZE:
A4

SHEET:
X/X

REV

1

2

3

4

DESCRIPTION

變更圖號&魚叉尺寸(3.3→2.65)

增加尺寸標注:1.6±0.15

舊料號:CS2-09F122121S1B0

增加產品插拔力描述

DATE

2007.04.27

2007.09.08

2008.04.11

2013.07.01