



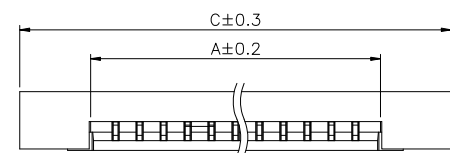
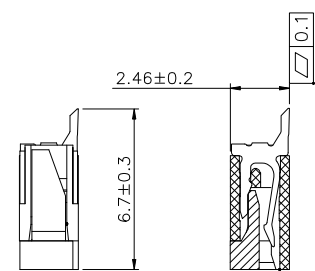
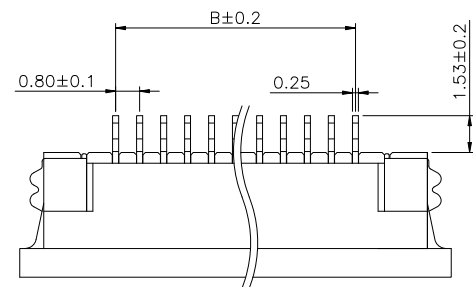
**Specifications:**

1. Rating:  
 1.1: Current Rating: 0.5 Amp.  
 1.2: Voltage Rating: 50V AC/DC.  
 1.3: Operating Temperature Range: -40°C~+105°C.  
 1.4: Max Processing Temp.: 260°C for 5 Seconds.

2. Electrical:  
 2.1: Contact resistance: 40m Ohm Max.  
 2.2: Insulator resistance: 500M ohm min.  
 2.3: Withstanding Voltage: 200V AC/Minute.

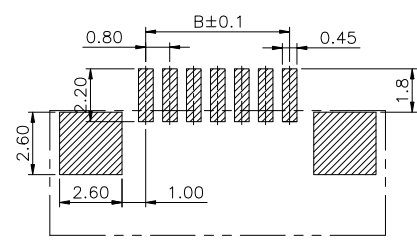
3. Material And Finish:  
 3.1: Housing: LCP UL94V-0 Natural.  
 3.2: Cover(ZIF): LCP UL94V-0 Black.  
 3.3: Terminal: Phosphor Bronze.  
 3.4: Plating: Tin plated Over Nickel.

Number of CKTS	Dimension		
	A	B	C
04	4.10	2.40	9.95
05	4.90	3.20	10.75
06	5.70	4.00	11.55
07	6.50	4.80	12.35
08	7.30	5.60	13.15
09	8.10	6.40	13.95
10	8.90	7.20	14.75
11	9.70	8.00	15.55
12	10.50	8.80	16.35
13	11.30	9.60	17.15
14	12.10	10.40	17.95
15	12.90	11.20	18.75
16	13.70	12.00	19.55
17	14.50	12.80	20.35
18	15.30	13.60	21.15
19	16.10	14.40	21.95
20	16.90	15.20	22.75
21	17.70	16.00	23.55
22	18.50	16.80	24.35
23	19.30	17.60	25.15
24	20.10	18.40	25.95
25	20.90	19.20	26.75
26	21.70	20.00	27.55
27	22.50	20.80	28.35
28	23.30	21.60	29.15
29	24.10	22.40	29.95
30	24.90	23.20	30.75
31	25.70	24.00	31.55
32	26.50	24.80	32.35
33	27.30	25.60	33.15
34	28.10	26.40	33.95
35	28.90	27.20	34.75
36	29.70	28.00	35.55
37	30.50	28.80	36.35
38	31.30	29.60	37.15

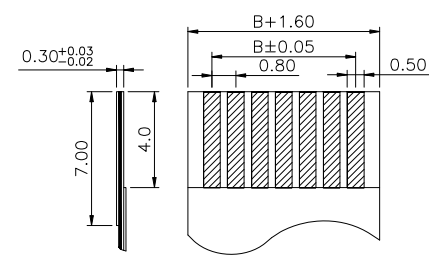


**PART NO:**  
**FPC525L0XX-CTX-CF1337**

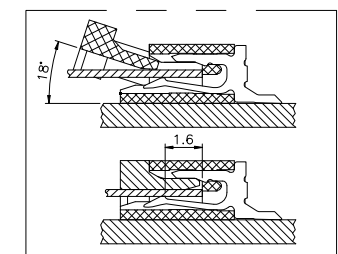
T: Tube Packing  
 R: Tape/Reel Packing



(Tolerance:0.05)  
 Recommended PCB Layout



(Tolerance:0.05)  
 FFC/FPC Dimension T=0.3mm



**DESCRIPTION(內容):**  
**0.8mm Pitch FPC W/ZIF**  
**Right Angle SMT Type(RoHS)**  
**PART NO:**  
 (料號) **FPC525L0XX-CTX-CF1337**  
**DWG NO(圖號): 0008162-XX2323**

**DRAWN(製圖):**  
 WU  
**CHECKED(確認):**  
 TERESA  
**APPROVAL(核准):**  
 JOHNNY

**GENERAL TOLERANCE:**  
 (公差)  
 . X ±0.20  
 . XX ±0.10  
 ANG. ±3°  
**SCALE(比例):**  
 FREE

**REV: R0**  
**UNIT: mm**  
**SIZE: A4**  
**SHEET: 1/1**

REV	DESCRIPTION	DATE
R0		2018.11.22
R1		
R2		
R3		