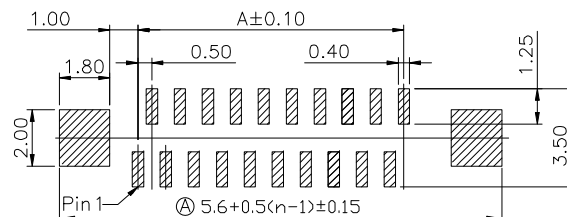
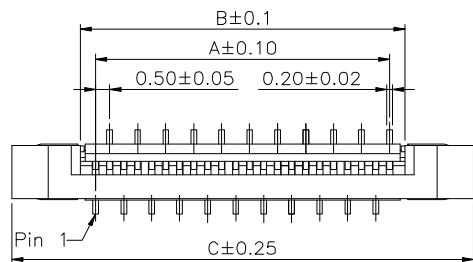
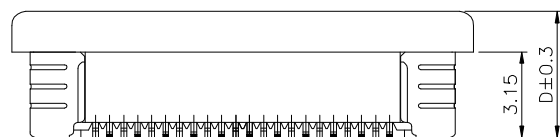
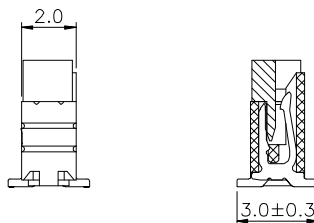


**A****B****C****D****E**

Normal Type  
(Tolerance:0.05)  
Recommended PCB Layout



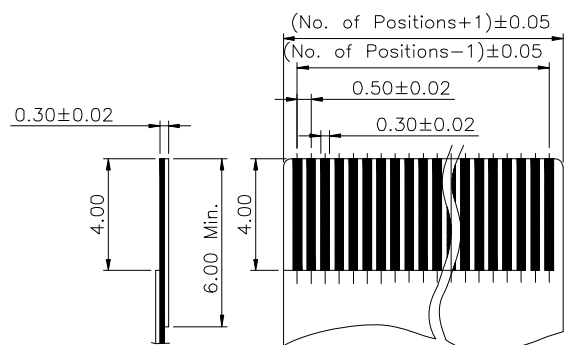
Specifications:  
Rating:  
Current Rating:0.5 Amp  
Voltage Rating:50V AC/DC  
Operating Temperature Range:−40°~+105°C  
Max Processing Temp.:260°C for 5 Seconds

Electrical:  
Contact resistance:40m Ohm Max  
Insulator resistance:500M ohm min.  
Withstanding Voltage:200V AC/Minute

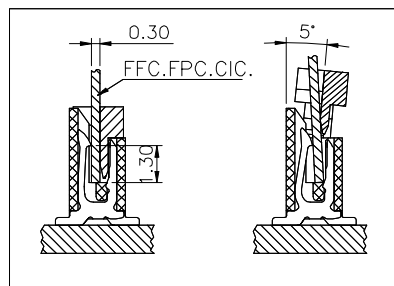
Material And Finish:  
Housing:LCP UL94V-0 Natural  
Cover(ZIF):LCP UL94V-0 Black  
Terminal:Phosphor Bronze,  
Fitting Nail:Copper Alloy With Tin Plated.  
Plating:Tin plated Over Nickel

**PART NO.:**  
**FPC320A0XX-CTT-CF1337**

04 ~ 60 PIN ——— T:Tube Packing

**1****1****2****2**

FFC/FPC Dimension(Thickness 0.30 mm)

**3****3**

DESCRIPTION(內容):  
**FPC 0.5mm H:2.0**  
**W/ZIF Vertical SMT Type(RoHS)**  
PART NO:  
(料號) **FPC320A0XX-CTT-CF1337**  
DWG NO(圖號): **0005093-XX2321**

DRAWN(製圖):  
**GONG**  
CHECKED(確認):  
**TERESA**  
APPROVAL(核准):  
**JOHNNY**

GENERAL TOLERANCE:  
(公差)  
. X ±0.20  
. XX ±0.10  
ANG. ±3°  
SCALE(比例):  
**FREE**

REV:  
**R3**  
UNIT:  
**mm**  
SIZE:  
**A4**  
SHEET:  
**1/1**

REV  
**R0**  
**R1**  
**R2**  
**R3**

DESCRIPTION  
**新增Ⓐ尺寸**  
**變更包裝選項**  
**變更PIN位定義**

DATE  
**2018.04.18**  
**2018.05.30**  
**2018.11.21**  
**2019.01.16**

**A****B****C****D****E**