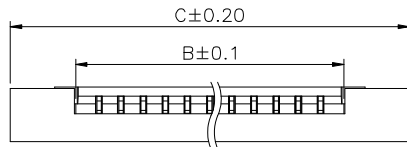
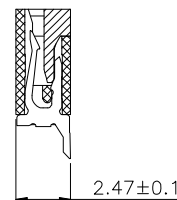
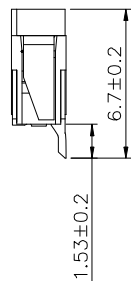
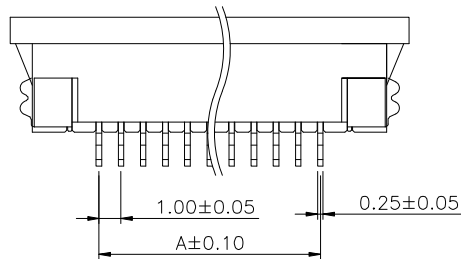


A**B****C****D****E**

Specifications:
 Rating:
 Current Rating:1.0 Amp
 Voltage Rating:50V AC/DC
 Operating Temperature Range:-40°~+105°C
 Max Processing Temp.:260°C for 5 Seconds

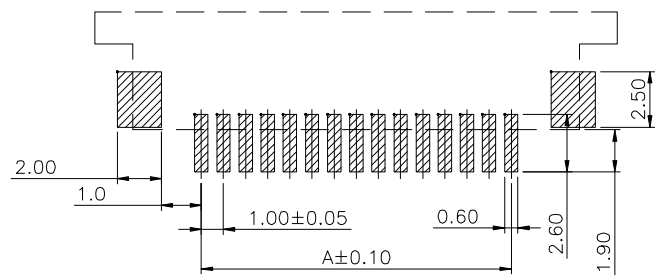
Electrical:
 Contact resistance:40m Ohm Max
 Insulator resistance:500M ohm min.
 Withstanding Voltage:200V AC/Minute

Material And Finish:
 Housing:LCP UL94V-0 Natural
 Cover(ZIF):LCP UL94V-0 Black
 Terminal:Phosphor Bronze,
 Fitting Nail:Copper Alloy With Tin Plated.
 Plating:Tin plated Over Nickel

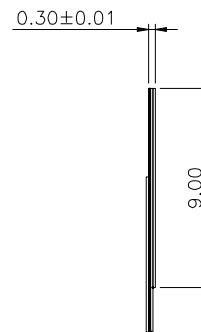


PART NO.:
FPC225U0XX-CTX-CF1337

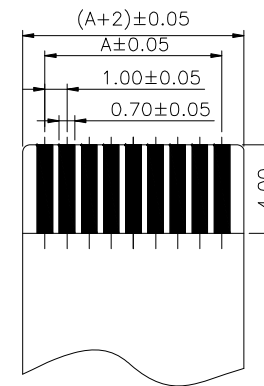
04 ~ 32 PIN ——— T:Tube Packing
 ——— R:Tape/Reel Packing

1**1****2****2**

(Tolerance:0.05)
 Recommended PCB Layout



FFC/FPC Dimension(Thickness 0.30 mm)



No.	A	B	C
04	3.00	5.07	11.00
05	4.00	6.07	12.00
06	5.00	7.07	13.00
07	6.00	8.07	14.00
08	7.00	9.07	15.00
09	8.00	10.07	16.00
10	9.00	11.07	17.00
11	10.00	12.07	18.00
12	11.00	13.07	19.00
13	12.00	14.07	20.00
14	13.00	15.07	21.00
15	14.00	16.07	22.00
16	15.00	17.07	23.00
17	16.00	18.07	24.00
18	17.00	19.07	25.00
19	18.00	20.07	26.00
20	19.00	21.07	27.00
21	20.00	22.07	28.00
22	21.00	23.07	29.00
23	22.00	24.07	30.00
24	23.00	25.07	31.00
25	24.00	26.07	32.00
26	25.00	27.07	33.00
27	26.00	28.07	34.00
28	27.00	29.07	35.00
29	28.00	30.07	36.00
30	29.00	31.07	37.00
31	30.00	32.07	38.00
32	31.00	33.07	39.00

3**3**

DESCRIPTION(內容):
**FPC 01.0mm H:1.0 抽屜式
 W/ZIF Right Angle SMT Type
 (RoHS)**

PART NO:
 (料號) **FPC225U0XX-CTX-CF1337**
 DWG NO(圖號): **0010111-XX2323**

DRAWN(製圖):
GONG
 CHECKED(確認):
TERESA
 APPROVAL(核准):
JOHNNY

GENERAL TOLERANCE:
 (公差)
 . X ±0.20
 . XX ±0.10
 SCALE(比例):
FREE

REV:
R0
 UNIT:
mm
 SIZE:
A4
 SHEET:
1/1

REV
R0
R1
R2
R3

DESCRIPTION

DATE

2018.04.18

A**B****C****D****E**

CF1337