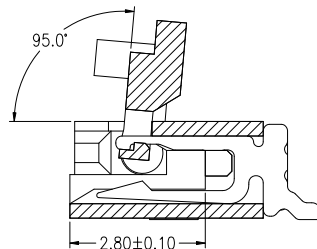
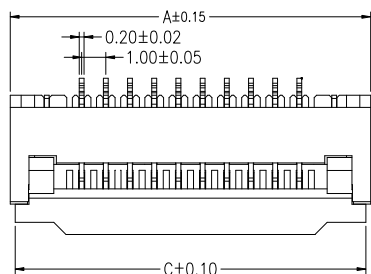


A**B****C****D****E**

Note:

1. Material

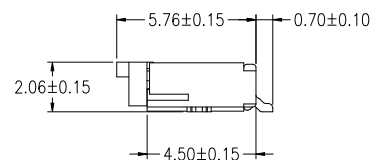
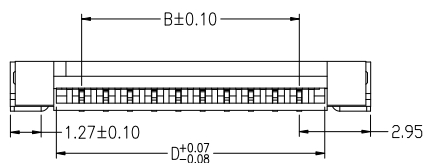
- 1.1: Housing: LCP UL94-V0 Color: Natural.
- 1.2: Actuator: LCP UL94-V0 Color: Black.
- 1.3: Contact: Phosphor Bronze.
- 1.4: LEG: Brass.

2. Plating

- 2.1: Contact: Matte Tin Or Gold Plating Nickel Overall.
- 2.2: LEG: Matte Tin Plating Over Nickel.

3. Rating:

- 3.1: Operating Voltage: 50V AC/DC.
- 3.2: Current Rating: 0.4A AC/DC.
- 3.3: Operating Temperature: -25°C~+85°C.



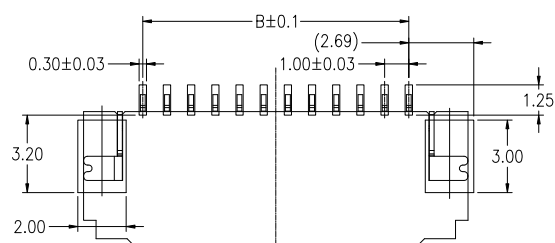
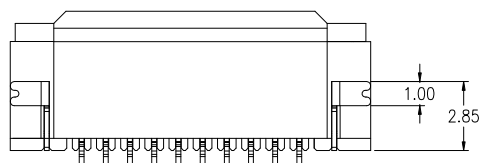
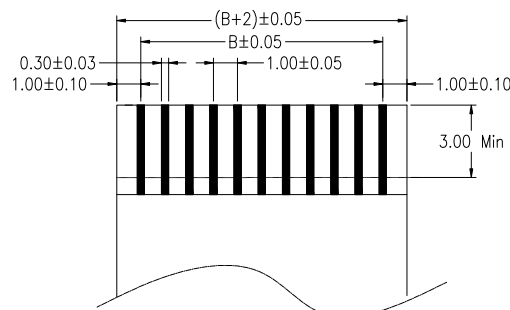
PART NO:

FPC220F0XX-CXR

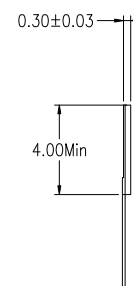
T: Matte Tin Plating
G: Gold Plating

04~30PIN

Number of Contacts	Dimension			
	A	B	C	D
04	8.90	3.00	8.50	5.10
05	9.90	4.00	9.50	6.10
06	10.90	5.00	10.50	7.10
07	11.90	6.00	11.50	8.10
08	12.90	7.00	12.50	9.10
09	13.90	8.00	13.50	10.10
10	14.90	9.00	14.50	11.10
11	15.90	10.00	15.50	12.10
12	16.90	11.00	16.50	13.10
13	17.90	12.00	17.50	14.10
14	18.90	13.00	18.50	15.10
15	19.90	14.00	19.50	16.10
16	20.90	15.00	20.50	17.10
17	21.90	16.00	21.50	18.10
19	23.90	18.00	23.50	20.10
20	24.90	19.00	24.50	21.10
21	25.90	20.00	25.50	22.10
22	26.90	21.00	26.50	23.10
23	27.90	22.00	27.50	24.10
24	28.90	23.00	28.50	25.10
25	29.90	24.00	29.50	26.10
26	30.90	25.00	30.50	27.10
27	31.90	26.00	31.50	28.10
28	32.90	27.00	32.50	29.10
29	33.90	28.00	33.50	30.10
30	34.90	29.00	34.50	31.10

FPC/FFC Insert Direction
Recommended P.C.B Layout

Recommended FFC Dimension



承洧科技股份有限公司
Cherng Wee Technology Corp.

DESCRIPTION(內容):

FPC 1.0mm H:2.0 前掀蓋式
Lower Contact Connector(RoHS)PART NO:
(料號) FPC220F0XX-CXR

DWG NO(圖號): FPC1021-XXRL-TAX

DRAWN(製圖):

GONG

CHECKED(確認):

TERESA

APPROVAL(核准):

JOHNNY

GENERAL TOLERANCE:

(公差)

.X ±0.30
.XX ±0.20

SCALE(比例):

FREE



REV:

R1

UNIT:

mm

SIZE:

A4

SHEET:

1/2

REV

R0

R1

R2

R3

DESCRIPTION

圖面、圖號(原:FPC1015-xxRL-TAx)更新

DATE

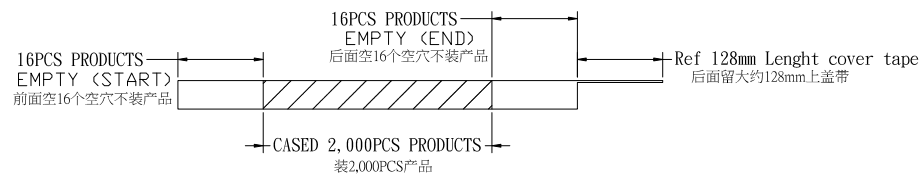
2016.11.09

2018.01.12

A**B****C****D****E**

CFI164

PIN NO.	C	W	A	B	A0	PCS/Reel	Reel/Carton	Sum(PCS)
04PIN~12PIN	28.5	24	11.5	-	9.20+ (n-4)*1.0 (n=pin no)	2,000	10	20,000
13PIN~16PIN	36.5	32	14.2	28.4		2,000	8	16,000
17PIN~28PIN	48.5	44	20.2	40.4		2,000	6	12,000
29PIN~30PIN	60.5	56	26.2	52.4		2,000	5	10,000



- NOTES :
- 1.CARTON SPEC. :350 *350 *340mm(OUT DIM) , PAPPER THICKNESS =5mm
 - 2.UPPER and DOWN EPS: 350*350mm THICKNESS =8mm.
 - 3.THE COVER TAPE PEELING FORCE:30~100g.
 - 4.PER REEL CASED ONE AIR BLADDER BAG.
 - 5.CARRIER TAPE COLOR:BLACK.

