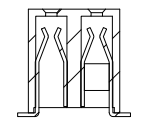
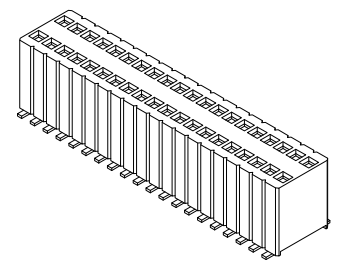


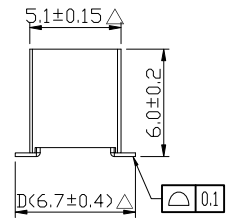
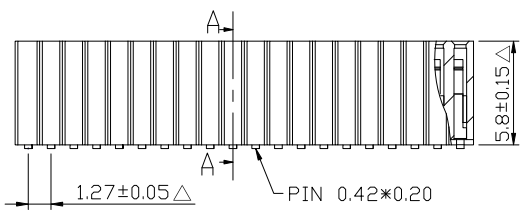
Recommended P.C.Board Hole Layout

Specifications

Current Rating	: 1 Amp
Insulator Resistance	: 1000 Megohms Min.
Contact Resistance	: 20 m ohms max.
Dielectric Withstanding	: AC 500 V
Operating Temperature	: -40°C ~ +105°C
Soldering Temperature	: 260°C for 3~5s Max.
Contact Material	: Phosphor Bronze
Insulator Material	: Polyester, UL 94V-0
Standard	: Nylon-6T
Finish	: Gold Plated
Standard	: Gold Flash all over



剖視圖 A-A



Series	Connector Type	Contact Plating	Material	Pin Length mm	Number of Contacts
F611	X	X	X	DXXX	XX
(Female Header Dual Row) F611 (1.27*2.54 H:5.8)	M:SMT Type	G:Gold Flash T:Tin Plated A:10U"Gold B:15U"Gold C:20U"Gold ©Duplex Plating D:Gold Flash/Tin (Standard:G)	N:Nylon-6T C:LCP (Standard:N)	M-D D067	(04 TO 80 Contacts)



DESCRIPTION(內容): 1.27mm Female Header H:5.8 SMT TYPE (RoHS) PART NO: (料號) F611-MG_D067-XX DWG NO(圖號):	DRAWN(製圖): GONG	GENERAL TOLERANCE: (公差)	REV: A/3	REV	DESCRIPTION	DATE
	CHECKED(確認): TERESA	.X .XXXX .XX .X° .XXX .XX°	UNIT: mm	1	△ 此符號表示重點管控尺寸	2009.10.16
	APPROVAL(核准): JOHNNY	SCALE(比例): 1:XX	SIZE: A4	2	變更料號、長度、展開度	2012.08.15
			SHEET: 1/1	3	新增LCP選項	2016.11.23
			4			