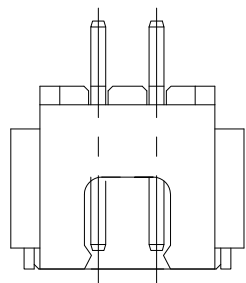
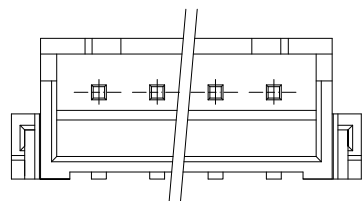
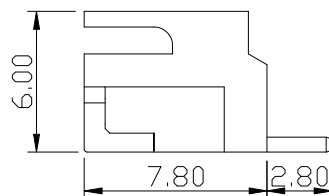
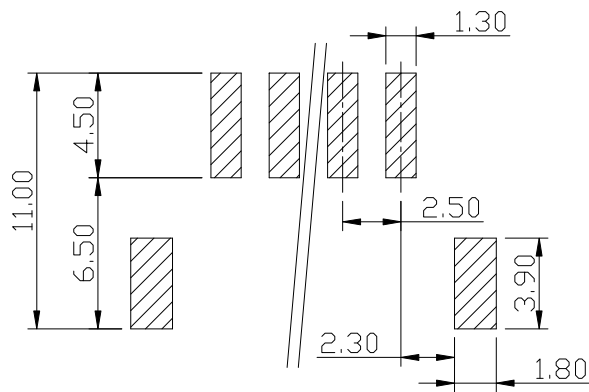


3P-11P



2P



Specifications

Current Rating: 3A AC, DC

Voltage Rating: 250V AC Maximum

Operating Temp: -25°C ~ 85°C

Contact Resistance: 10mΩ Max

Insulation Resistance: 1000MΩ Min

Wafer: Nylon 6T, UL94V-0

Pin: Brass / Gold Flash

Solder Tab: Brass / Tin Plated

Poles	Part No.	Dimension mm (公差)		Note.
		A	B	
02	CX-W250R-02GO-SMTR	2.5	10.0	
03	CX-W250R-03GO-SMTR	5.0	12.5	
04	CX-W250R-04GO-SMTR	7.5	15.0	
05	CX-W250R-05GO-SMTR	10.0	17.5	
06	CX-W250R-06GO-SMTR	12.5	20.0	
07	CX-W250R-07GO-SMTR	15.0	22.5	
08	CX-W250R-08GO-SMTR	17.5	25.0	
09	CX-W250R-09GO-SMTR	20.0	27.5	
10	CX-W250R-10GO-SMTR	22.5	30.0	
11	CX-W250R-11GO-SMTR	25.0	32.5	



DESCRIPTION(內容):
XH2.5mm Wire-to-Board Header
SMT 90° Type, REEL(RoHS)

PART NO:
(料號) CX-W250R-XXGO-SMTR
DWG NO(圖號): 2501J-XX-RG-S-R

DRAWN(製圖):
mandy

CHECKED(確認):
MANDY

APPROVAL(核准):
JOHNNY

GENERAL TOLERANCE:
(公差)
X.XX ±0.25
X.X ±0.35

SCALE(比例):
FREE

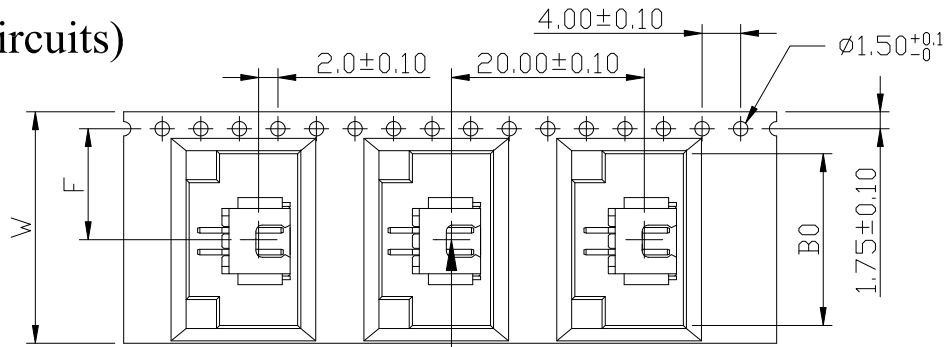
REV: R3
UNIT: mm
SIZE: A4
SHEET: 1/2

REV: R0
R1
R2
R3

DESCRIPTION: RELEASE, 變更料號, 刪除12~16PIN(無生產), 2014年Pin數編碼統一

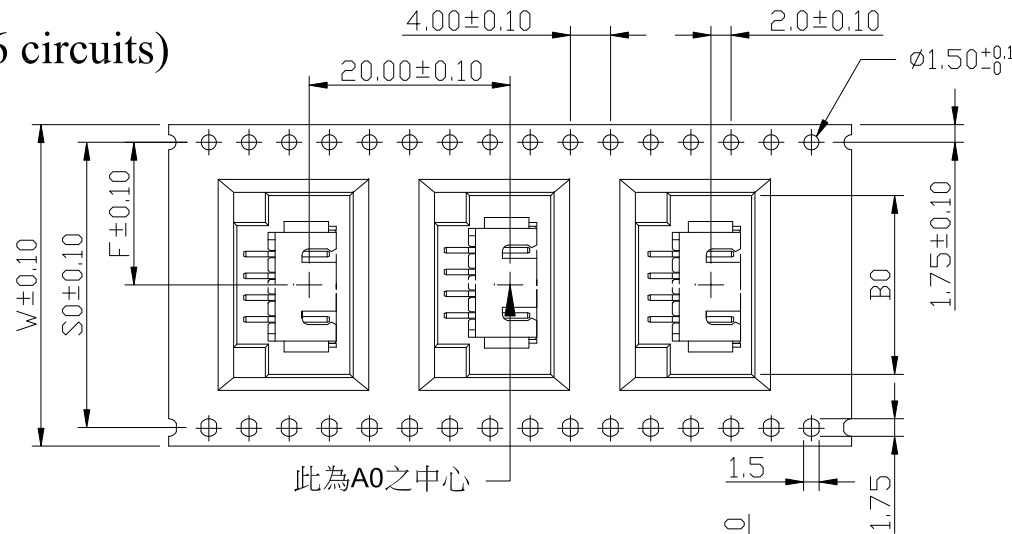
DATE: 2008.06.12, 2008.09.19, 2013.02.23, 2014.09.02

(2 to 3 circuits)

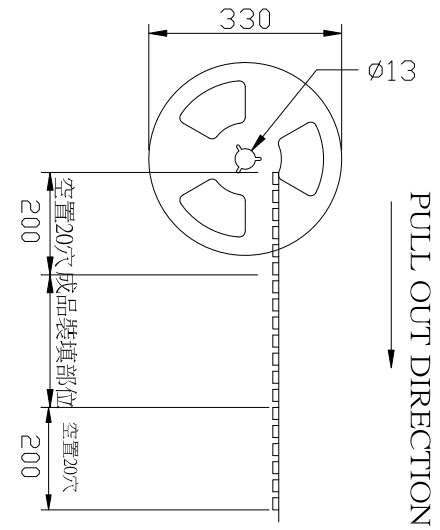
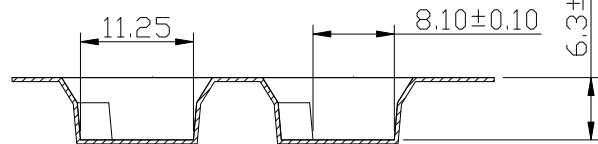


此為A0之中心

(4 to 6 circuits)



此為A0之中心



P=Poles	W	F	S	BD	Q'TY/Reel
02	24	11.5	/	10.3	500PCS
03	24	11.5	/	12.8	500PCS
04	32	14.2	28.4	15.3	500PCS
05	32	14.2	28.4	17.8	500PCS
06	32	14.2	28.4	20.3	500PCS



DESCRIPTION(內容):
**XH2.5mm Wire-to-Board Header
 SMT 90° Type Reel(RoHS)**
 PART NO:
 (料號) CX-W250R-XXGO-SMTR
 DWG NO(圖號): 2501J-XX-RG-S-R

DRAWN(製圖):
KAY
 CHECKED(確認):
MANDY
 APPROVAL(核准):
JOHNNY

GENERAL TOLERANCE:
 (公差)
 X.XX ±0.15
 X.X ±0.25
 SCALE(比例):
FREE

REV:
R1
 UNIT:
mm
 SIZE:
A4
 SHEET:
2/2

REV	DESCRIPTION	DATE
R0	RELEASE	2009.10.09
R1	圖面更新	2012.12.19
R2		
R3		