

PCB Layout
(Top View)

Material and Finish

1. Housing: Thermoplastic (UL94V-0), Black.
2. Terminal: Sq. 0.64mm Copper Alloy, Gold Plating.

Electrical Characteristics

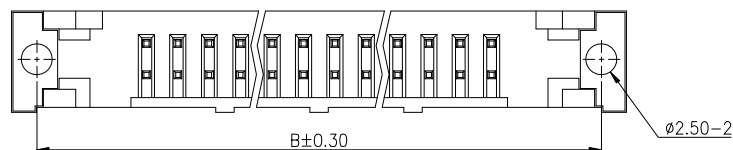
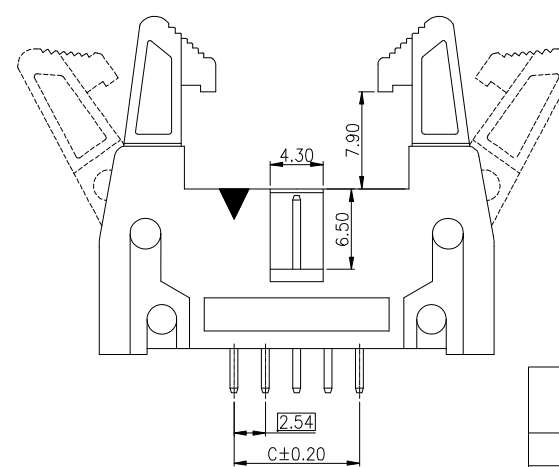
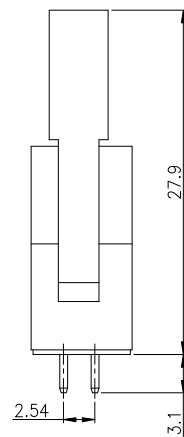
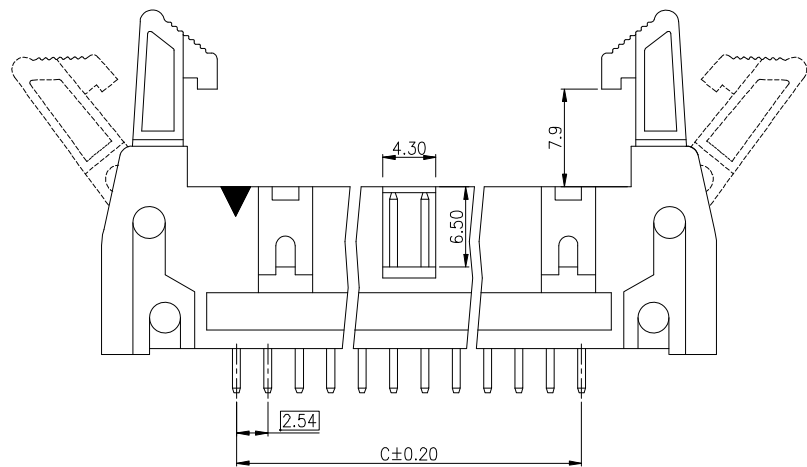
1. Current Rating: 3.0 Amp. Max..
2. Dielectric Withstand Voltage:
1000V AC RMS for 60Seconds.
3. Insulation Resistance:
1000M Ohms Min. at 1000V DC.

Mechanical Characteristics

1. Operating Temperature: -55°C ~ +105°C

20、24、26、30、34、40、50PIN

10、12、14、16PIN



Order Information	Dimensions			
	Pos.	A	B	C
CHE254S010	10	32.00	27.94	10.16
CHE254S012	12	34.54	30.48	12.70
CHE254S014	14	37.08	33.02	15.24
CHE254S016	16	39.62	35.56	17.78
CHE254S020	20	44.70	40.64	22.86
CHE254S024	24	49.78	45.72	27.94
CHE254S026	26	52.32	48.26	30.48
CHE254S030	30	57.40	53.34	35.56
CHE254S034	34	62.48	58.42	40.64
CHE254S040	40	70.10	66.04	48.26
CHE254S050	50	82.80	78.74	60.96



DESCRIPTION(內容):
2.54mm Box Header Ejector Type
PCB Mount Vertical With Latch
(RoHS)

PART NO:
(料號) CHE254S0XX
DWG NO(圖號): HD2203012

DRAWN(製圖):
GONG
CHECKED(確認):
TERESA
APPROVAL(核准):
JOHNNY

GENERAL TOLERANCE:
(公差)
0.0 ±0.30
0.00 ±0.20

SCALE(比例):
Free

REV:
R3
UNIT:
mm
SIZE:
A4
SHEET:
1/1

REV	DESCRIPTION	DATE
R0	環保料	2006.07.04
R1	變更環保章字樣	2006.08.11
R2	修飾圖式	2006.09.06
R3	圖面更新	2017.08.03